



AVaccani&Partners

Management Consultants
M&A Advisors

TORINO Termovalorizzatore (WtE)
Courtesy of CNIM
Copyright : Trattamento Rifiuti Metropolitani (TRM) Torino

Worldwide Market Share Analysis of Thermal Waste Treatment Plants

Table of Contents and Excerpt

2019 Edition

A. Vaccani&Partner AG
Zollikerstrasse 141
Postfach, CH-8032 Zurich
Switzerland
T +41 44 392 99 00
info@avp-group.net
www.avp-group.net

Table of Contents

1.	Executive Summary	6
2.	Analysis of Worldwide Thermal Treatment Plants / Awards in 2009 – 2018	
2.1	Market Shares by Supplier / Developer in 2009 – 2018	12
2.2	Capacity Awarded in 2009 - 2018 by Supplier / Developer	13
2.3	Year-by-year Market Share Breakdown of Capacity Awarded 2009 – 2013 by Supplier / Developer	14
2.4	Year-by-year Market Share Breakdown of Capacity Awarded 2014 – 2018 by Supplier/ Developer	15
2.5	Market Share Breakdown of Capacity Awarded in the Last Three Years (2016 – 2018) by Supplier/Developer	16
2.6	Capacity Awarded in the Last Three Years (2016 - 2018) by Supplier / Developer	17
2.7	Overview Market Share in 2009 - 2018 by Supplier / Developer	18
2.8	Geographical Distribution of Market Share of Plants / Awards in 2009 - 2018	19
2.9	Capacity Awarded in 2009 - 2018 by Region / Country	20
2.10	Year-by-year Geographical Distribution of Capacity Awarded in 2009 – 2013	21
2.11	Year-by-year Geographical Distribution of Capacity Awarded in 2014 – 2018	22
2.12	Market Share Breakdown of Capacity Awarded in the Last Three Years (2016 - 2018) by Region / Country	23
2.13	Capacity Awarded in the Last Three Years (2016 - 2018) by Region / Country	24
2.14	Overview Market Share in 2009 - 2018 by Country	25
2.15	Overview Market Share in 2009 - 2018 by Region	26
3.	Analysis of EMEA Thermal Treatment Plants / Awards in 2009 - 2018	
3.1	10-Year Annual Award Volume 2009 - 2018	27
3.2	Market Shares by Suppliers 2009 - 2018	28
3.3	Capacity Awarded in 2009 - 2018 by Supplier	29
3.4	Year-by-year Market Share Breakdown of Capacity Awarded 2009 – 2013 by Supplier	30
3.5	Year-by-year Market Share Breakdown of Capacity Awarded 2014 – 2018 by Supplier	31
3.6	Market Share Breakdown of Capacity Awarded in the Last Three Years (2016 - 2018) by Supplier	32
3.7	Capacity Awarded in the Last Three Years (2016 - 2018) by Supplier	33
3.8	Overview Market Share in 2009 - 2018 by Supplier	34
3.9	Geographical Distribution of Market Share of Plants / Awards in 2009 - 2018	35
3.10	Capacity Awarded in 2009 - 2018 by Country	36
3.11	Year-by-year Geographical Distribution of Capacity Awarded in 2009 – 2013	37
3.12	Year-by-year Geographical Distribution of Capacity Awarded in 2014 – 2018	38
3.13	Market Share Breakdown of Capacity Awarded in the Last Three Years (2016 - 2018) by Country	39
3.14	Capacity Awarded in the Last Three Years (2016 – 2018) by Country	40
3.15	Overview Market Share in 2009 - 2018 by Country	41
4.	Analysis of Thermal Treatment Plants / Awards in China in 2009 - 2018	
4.1	10-Year Annual Award Volume 2009 - 2018	42
4.2	Market Shares by Supplier / Developer in 2009 - 2018	43
4.3	Capacity Awarded in 2009 - 2018 by Supplier / Developer	44
4.4	Year-by-year Market Share Breakdown of Capacity Awarded in 2009 – 2013 by Supplier / Developer	45
4.5	Year-by-year Market Share Breakdown of Capacity Awarded in 2014 – 2018 by Supplier / Developer	46
4.6	Market Share Breakdown of Capacity Awarded in the Last Three Years (2016 - 2018) by Supplier/ Developer	47
4.7	Capacity Awarded in the Last Three Years (2016 - 2018) by Supplier / Developer	48
4.8	Overview Market Share in 2009 - 2018 by Supplier / Developer	49

Table of Contents

5.	Analysis of Thermal Treatment Plants / Awards in Japan in 2009 - 2018	
5.1	10-Year Annual Award Volume 2009 - 2018	50
5.2	Market Shares by Supplier / Developer in 2009 - 2018	51
5.3	Capacity Awarded in 2009 - 2018 by Supplier / Developer	52
5.4	Year-by-year Market Share Breakdown of Capacity Awarded in 2009 – 2013 by Supplier / Developer	53
5.5	Year-by-year Market Share Breakdown of Capacity Awarded in 2014 – 2018 by Supplier / Developer	54
5.6	Market Share Breakdown of Capacity Awarded in the Last Three Years (2016 - 2018) by Supplier/ Developer	55
5.7	Capacity Awarded in the Last Three Years (2016 - 2018) by Supplier / Developer	56
5.8	Overview Market Share in 2009 - 2018 by Supplier / Developer	57
6.	Analysis of Thermal Treatment Plants / Awards in Asia (excluding China and Japan) in 2009 - 2018	
6.1	10-Year Annual Award Volume 2009 - 2018	58
6.2	Market Shares by Supplier / Developer in 2009 - 2018	59
6.3	Capacity Awarded in 2009 - 2018 by Supplier / Developer	60
6.4	Year-by-year Market Share Breakdown of Capacity Awarded in 2009 – 2013 by Supplier / Developer	61
6.5	Year-by-year Market Share Breakdown of Capacity Awarded in 2014 – 2018 by Supplier / Developer	62
6.6	Market Share Breakdown of Capacity Awarded the Last Three Years (2016 - 2018) by Supplier / Developer	63
6.7	Capacity Awarded in the Last Three Years (2016 - 2018) by Supplier / Developer	64
6.8	Overview Market Share in 2009 - 2018 by Supplier / Developer	65
6.9	Geographical Distribution of Market Share of Plants / Awards in 2009 - 2018	66
6.10	Capacity Awarded in 2009 - 2018 by Country	67
6.11	Year-by-year Geographical Distribution of Capacity Awarded in 2009 – 2013	68
6.12	Year-by-year Geographical Distribution of Capacity Awarded in 2014 – 2018	69
6.13	Market Share Breakdown of Capacity Awarded in the Last Three Years (2016 - 2018) by Country	70
6.14	Capacity Awarded the Last Three Years (2016 - 2018) by Country	71
6.15	Overview Market Share in 2009 - 2018 by Country	72
7.	Analysis of Thermal Treatment Plants / Awards in North & South America in 2009 - 2018	
7.1	10-Year Annual Award Volume 2009 - 2018	73
7.2	Market Shares by Suppliers in 2009 - 2018	74
7.3	Capacity Awarded in 2009 - 2018 by Supplier	75
7.4	Year-by-year Market Share Breakdown of Capacity Awarded in 2009 - 2018 by Supplier	76
7.5	Overview Market Share in 2009 - 2018 by Supplier	77
7.6	Geographical Distribution of Market Share of Plants / Awards in 2009 - 2018	78
7.7	Capacity Awarded in 2009 - 2018 by Country	79
7.8	Year-by-year Geographical Distribution of Capacity Awarded in 2009 - 2018	80
7.9	Overview Market Share in 2009 - 2018 by Country	81
8.	Backlog Analysis of Worldwide Plants / Awards to Start-up 1.1.2019 and Thereafter	
8.1	Backlog Market Shares by Supplier / Developer	82
8.2	Backlog of Ordered Capacity by Supplier / Developer	83
8.3	Backlog Market Shares by Region / Country	84
8.4	Backlog of Ordered Capacity by Region / Country	85
9.	Worldwide Plants / Awards per Supplier / Developer and Year 2009 - 2018	86
10.	Worldwide Plants / Awards per Region / Country and Year 2009 - 2018	88

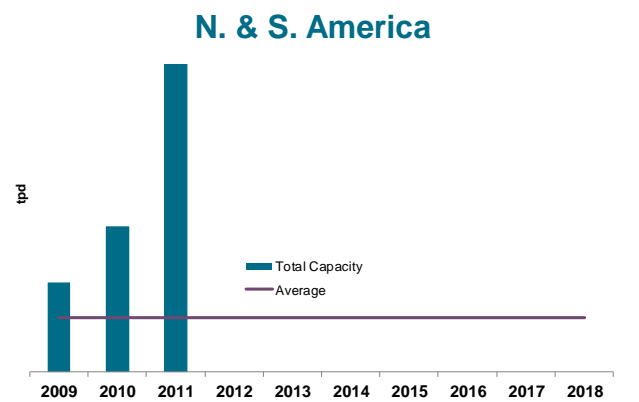
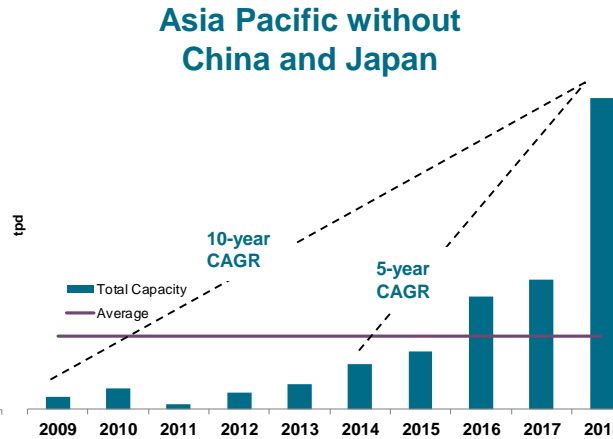
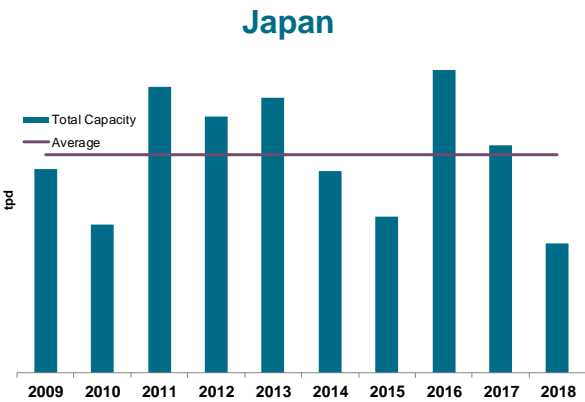
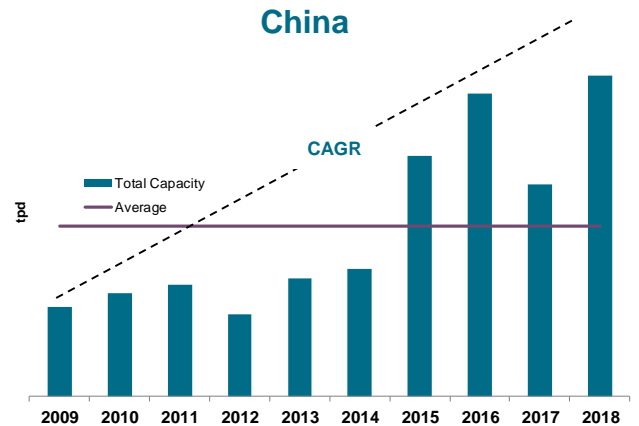
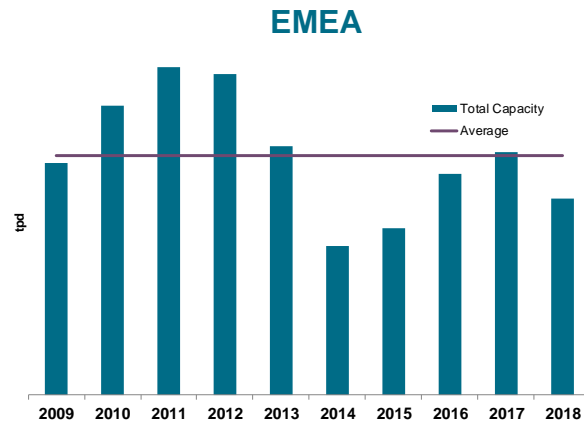
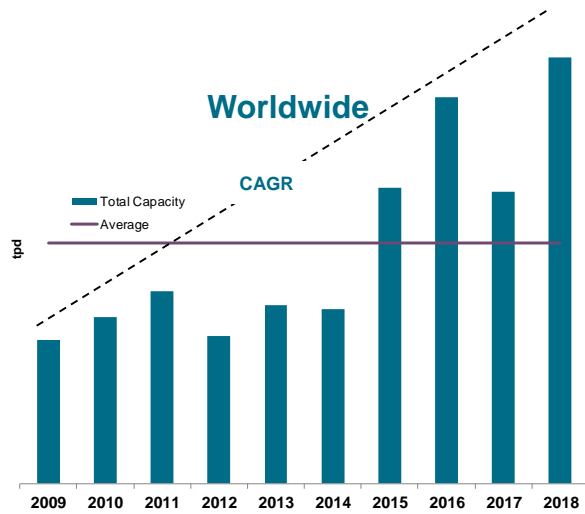
Table of Contents

11.	Analysis of Worldwide Plants / Awards by Fuel Type	
11.1	Market Share of Plants / Awards by Fuel Type in 2009 - 2018	89
11.2	Year-by-Year Capacity Breakdown of Plants / Awards by Fuel Type in 2009 - 2018	90
11.3	Year-by-Year Market Share of Plants / Awards by Fuel Type in 2009 - 2018	91
11.4	Fuel Type Analysis by Region / Country for Last Three Years (2016 - 2018)	92
12.	Analysis of Worldwide Plants / Awards by Technology	
12.1	Market Share of Plants / Awards by Technology in 2009 - 2018	93
12.2	Year-by-Year Capacity Breakdown of Plants / Awards by Technology in 2009 - 2018	94
12.3	Year-by-Year Market Share of Plants / Awards by Technology in 2009 - 2018	95
12.4	Analysis by Technology by Region / Country for Last Three Years (2016 - 2018)	96
13.	Analysis of Worldwide Plants / Awards by Type of Capacity	
13.1	Market Share of Plants / Awards by Type of Capacity in 2009 - 2018	97
13.2	Year-by-Year Capacity Breakdown of Plants / Awards by Type of Capacity in 2009 - 2018	98
13.3	Year-by-Year Market Share of Plants / Awards by Type of Capacity in 2009 - 2018	99
13.4	Analysis by Type of Capacity by Region / Country for Last Three Years (2016 - 2018)	100
14.	Analysis of Worldwide Plants / Awards by Type of Flue Gas Technology	
14.1	Market Share of Plants / Awards by Type of Flue Gas Technology in 2009 - 2018	101
15.	Ranking of Competitors by Country and Market Position	
15.1	AMEC Foster Wheeler Awards 2009 - 2018	102
15.2	Andritz Awards 2009 - 2018	103
15.3	Anhui Conch Kawasaki Engineering Co., Ltd. (ACK) Awards 2009 - 2018	104
15.4	Babcock & Wilcox Vølund Awards 2009 - 2018	105
15.5	Beijing China Sciences General Energy & Env., Co., Ltd. (CSGEE) Awards 2009 - 2018	106
15.6	Beijing Sende Environmental Protection Group Awards 2009 - 2018	107
15.7	C&G Environmental Protection (China) Co., Ltd. (Grandblue) Awards 2009 - 2018	108
15.8	China Everbright International Limited Awards 2009 - 2018	109
15.9	China Science Group Holding (B&W Vølund grate) Awards 2009 - 2018	110
15.10	China Western Power Industrial Co., Ltd. Awards 2009 - 2018	111
15.11	Chongqing Sanfeng Covanta Environmental Industry Co., Ltd. (CIS) Awards 2009 - 2018	112
15.12	CNIM (Martin grate) Awards 2009 - 2018	113
15.13	China Tianying Inc. (CTYI-Waterleau grate) Awards 2009 - 2018	114
15.14	Covanta Holding Corporation (Martin grate) Awards 2009 - 2018	115
15.15	Doosan Lentjes Awards 2009 - 2018	116
15.16	Dynagreen Awards 2009 - 2018	117
15.17	Ebara Group* Awards 2009 - 2018	118
15.18	Energos Awards 2009 - 2018	110
15.19	Grantop (Guangzhou Environment Protection Investment Co., Ltd.) – (B&W Vølund grate) Awards 2009 - 2018	120
15.20	Halla Energy & Environment Awards 2009 - 2018	121
15.21	Hangzhou New Century Energy & Environmental Protection Engineering Co., Ltd. Awards 2009 - 2018	122
15.22	Hitachi Zosen Corporation (HITZ) / Hitachi Zosen Inova (HZI) Awards 2009 - 2018	123
15.23	Huainan Wanneng Awards 2009 - 2018	124
15.24	Jinjiang Awards 2009 - 2018	125

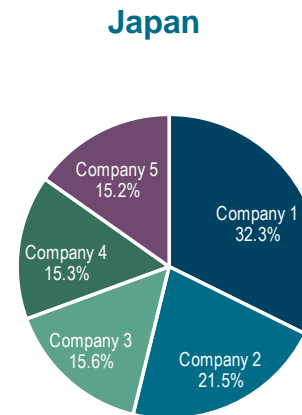
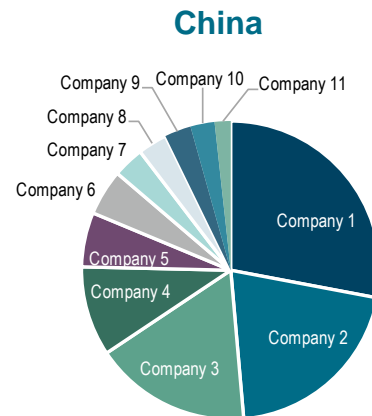
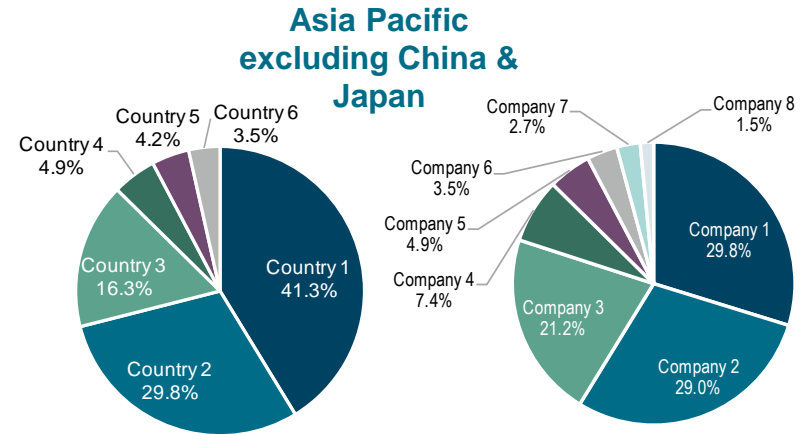
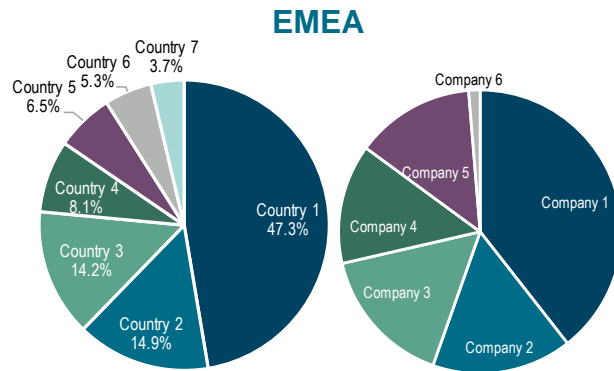
Table of Contents

15.25	JFE Engineering / Standardkessel Baumgarte Awards 2009 - 2018	125
15.26	Kawasaki Giken Awards 2009 - 2018	126
15.27	Kawasaki Heavy Industries (KHI) Group Awards 2009 - 2018	127
15.28	Keppel Seghers Awards 2009 - 2018	128
15.29	Kobelco Eco-Solutions Awards 2009 - 2018	129
15.30	Martin GmbH Awards 2009 - 2018	131
15.31	MHIEC (Mitsubishi Heavy Industries Environmental & Chemical Eng'g. Co., Ltd.) / MHIEC (Martin grate) Awards 2009 - 2018	132
15.32	Michaelis GmbH & Co. KG Awards 2009 - 2018	133
15.33	Mitsubishi Hitachi Power Systems Europe GmbH (MHPSE) Awards 2009 - 2018	134
15.34	Nippon Steel & Sumikin Engineering (NSENGI) / Steinmüller Babcock Environment (SBE) Awards 2009 - 2018	135
15.35	Outotec Oyj Awards 2009 - 2018	136
15.36	Ruian Weiming Environmental Engineering Co., Ltd. Awards 2009 - 2018	137
15.37	Shanghai SUS Environment Co., Ltd. (HITZ licensee) Awards 2009 - 2018	138
15.38	Stiefel GmbH Awards 2009 - 2018	139
15.39	Syngas Products (former NEAT) Awards 2009 - 2018	140
15.40	Takuma Co., Ltd. Awards 2009 - 2018	141
15.41	Taylor Biomass Energy Awards 2009 - 2018	142
15.42	Termomeccanica Awards 2009 - 2018	143
15.43	Valmet Awards 2009 - 2018	145
15.44	VINCI Environnement Awards 2009 - 2018	146
15.45	Westinghouse / Alter NRG Awards 2009 - 2018	147
15.46	Wheelabrator Technologies Awards 2009 - 2018	148
15.47	Wuxi Boiler (HITZ licensee) Awards 2009 - 2018	149
15.48	Zhejiang University Awards 2009 - 2018	151
15.49	Zhejiang Weiming Awards 2009 - 2018	152
15.50	Zhongde Waste Technology Awards 2009 - 2018	153
16.	List of Worldwide Plants / Awards by Supplier 2016 - 2018	152
17.	List of Worldwide Plants / Awards by Country 2016 - 2018	175

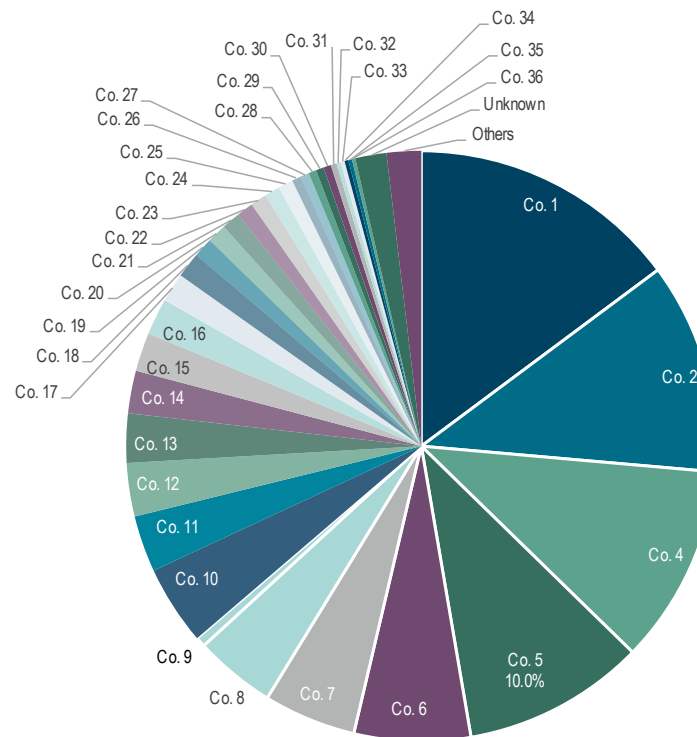
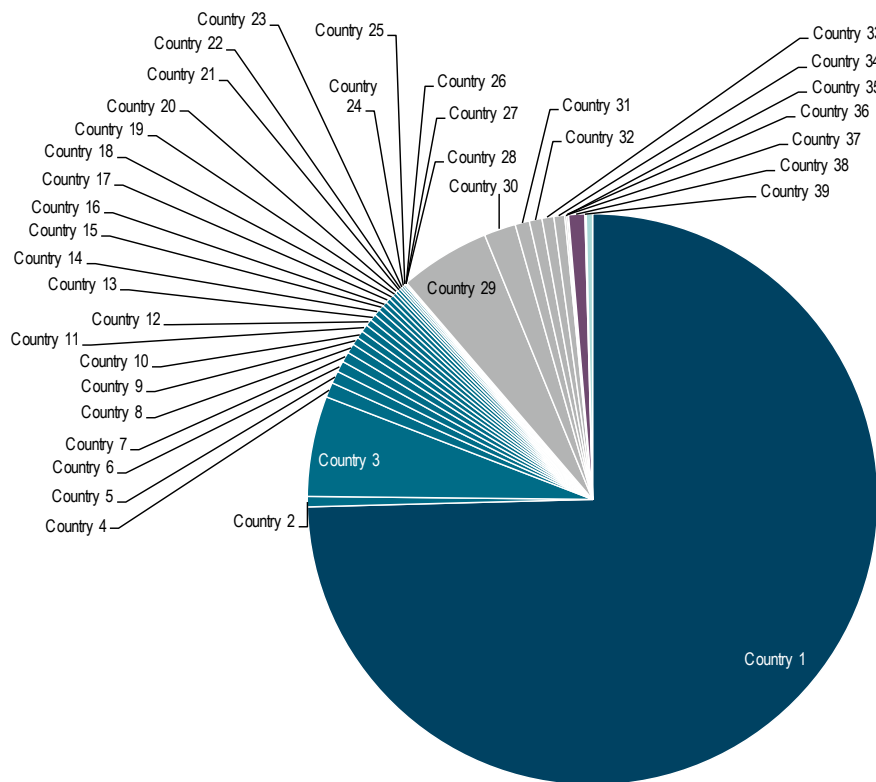
10-Year Annual Award Volumes 2009 - 2018



2018 Awards by Country and Supplier



Worldwide Awards 2009 – 2018 by Country and by Supplier



Excerpt from Actual Report – Plant / Award List by Supplier 2016-2018

16. List of Worldwide Plants / Awards by Supplier 2016 – 2018 (1/23)

Region	Country	Location	Owner / Customer	Supplier	Fuel	New / Extension / Replacement / Revamping	Scope of Project	Thermal System (all information per process line)			APC System			Award Year	Startup Year
								Type	# of Units (process lines)	Capacity per line (t/h)	Type	Details	Supplier		
China	China	Shahe City, Hebei Province	Shuangji Cement	Anhui Conch Keasakei Engineering Co., Ltd. (ACK) - JV between KHI & Conch Cement	MSW	New	Design, Equipment, Gasification Furnace, installed heat to cement production line	CKC Conch Keasakei (Kin) F&B Gasifier	1	125			2016	2017	
China	China	Ningguo City, Anhui Province	Ningguo Conch Cement	Anhui Conch Keasakei Engineering Co., Ltd. (ACK) - JV between KHI & Conch Cement	MSW	New	Design, Equipment, Gasification Furnace, installed heat to cement production line	CKC Conch Keasakei (Kin) F&B Gasifier	1	125		LNH	2016	2017	
China	China	Santai	China Science Group	Batcock & Wilcox, Valund	MSW	New	Design	Valund Grate	2	21			2016	2019	
China	China	Miayang	China Science Group	Batcock & Wilcox, Valund	MSW	New	Design	Valund Grate	1	21			2016	2019	
China	China	Civil amendment 2	China Science Group	Batcock & Wilcox, Valund	MSW	New	Design	Valund Grate	1	31			2016	2019	
China	China	Shenzhen	East Shenzhen Energy Environment Co. Ltd.	Batcock & Wilcox, Valund	MSW	New	Designed equipment	DynaGrate®	6	38			2016	2019	
EU/EA	Sweden	Boden	Bodens Energi AB (BEA)	Batcock & Wilcox, Valund	MSW	Extension	Grate, Liner, boiler, combustion control	DynaGrate®	1	13			2016	2019	
EU/EA	United Kingdom	Gloucestershire	Gloucestershire County Council	Batcock & Wilcox, Valund	MSW	New	Equipment	DynaGrate®	1	235		IAS	2016	2019	
China	China	Suzhou Upgrading Project (VII), Jiangsu	People's Government of Suzhou Municipality, Jiangsu Province	China Everbright	MSW	Upgrade	BOT	Grate	6	3125			2016	TBC	
China	China	Jujiang Project, Jiangxi Province	Acquisition	China Everbright	MSW	New	BOT	Grate	3	3125			2016	TBC	
China	China	Yancheng Waste-to-energy Project ("Yancheng Project"), Jiangsu Province		China Everbright	MSW	New	PPP	Grate	1	58.33			2016	TBC	
China	China	Danyang Waste-to-energy Project ("Danyang Project"), Jiangsu Province - Phase I		China Everbright	MSW	New	BOT	Grate	1	41.67			2016	TBC	
China	China	Jiawang Waste-to-energy Project ("Jiawang Project"), Shandong Province - Phase I		China Everbright	MSW	New	PPP	Grate	1	41.67			2016	TBC	

TBC: to be checked

WW Market Share Analysis 2019 Edition | Master | Page 152

AVaccani&Partners
Management Consultants
M&A Advisors

Excerpt from Actual Report – Plant / Award List by Country 2016-2018

17. List of Worldwide Plants / Awards by Country 2016 – 2018 (1/23)

Region	Country	Location	Owner / Customer	Supplier	Fuel	New / Extension / Replacement / Revamping	Scope of Project	Thermal System (all information per process line)			APC System			Award Year	Start-up Year
								Type	# of Units (process lines)	Capacity per line (t/h)	Type	Details	Supplier		
Oceania	Australia	Kelana, 40km south of Perth	Developed by Macquarie Capital and Phoenix Energy / Acciona Consortium	Keppel Seghers	MSW	New	Core equipment, design, and technical services for the plants furnace, boiler and flue gas treatment	Air cooled grate	2	45.66	Semi-dry + AC	Keppel Seghers	2016	2021	
EMEA	Belgium	Beringen	Bionerga	Temomeccanica	RDF	Replacement of Houthalen Plant	Turnkey (design & construction)	Grate	1	22.63	Dry		2016	2019	
EMEA	Belgium	ICD Charleroi, Port de Loup	Local authority	VINCI (JV with Ergle Fabron, SAU Gered - (operator/Erpese Ovel)	MSW	Replacement Line 3	New line	Roller grate	1	7.3	3d Dry	Sodium carbonate and activated carbon, Wet flue, wet SCR low temperature	VINCI	2016	2018
China	China	Hongshu II	江苏康达环保资源股份有限公司 Ji-Sound Environmental Resource Co., Ltd.	Wuxi boiler (HTZ license)	MSW	New	License for grate system by HTZ	Grate	1	16.67			2016	To be announced	
China	China	Xipu	江苏康达环保资源股份有限公司 Ji-Sound Environmental Resource Co., Ltd.	Wuxi boiler (HTZ license)	MSW	New	License for grate system by HTZ	Grate	1	16.67			2016	To be announced	
China	China	Suzhou Upgrading Project (VI), Jiangsu	People's Govt of Suzhou Municipality, Jiangsu Province	China Everbright	MSW	Upgrade	BOT	Grate	6	31.25			2016	TBC	
China	China	Jiujiang Project, Jiangxi Province	Acquisition	China Everbright	MSW	New	BOT	Grate	3	31.25			2016	TBC	
China	China	Yancheng Waste-to-energy Project ("Yancheng Project"), Jiangsu Province		China Everbright	MSW	New	PPP	Grate	1	58.33			2016	TBC	
China	China	Danyang Waste-to-energy Project ("Danyang Project"), Jiangsu Province - Phase I		China Everbright	MSW	New	BOT	Grate	1	41.67			2016	TBC	
China	China	Jiuxiang Waste-to-energy Project ("Jiuxiang Project"), Shandong Province - Phase I		China Everbright	MSW	New	PPP	Grate	1	41.67			2016	TBC	
China	China	Gezheng Town, Dengfeng, Henan Province (Phase I)	Dengfeng Municipal Housing Rural Development Bureau	Dyngreen Holding Group Co., Ltd.	MSW	New	BOT	Dyngreen multi-stage pellet grate	1	23.17			2016	TBC	
China	China			Dyngreen Holding Group Co., Ltd.	MSW	New	BOT	Dyngreen multi-stage pellet grate	1	23.17			2016	TBC	
China	China	Qiaoyi Town, Wangcheng District, Changsha City, Hunan Province - Phase II	Hunan Junxin Environmental Protection Group	Hilachi Zosen Corporation (HTZ)	MSW	New	Combustion	Air cooled grate	6	35.42	Semi-dry	SNCR, rotary atomizer, activated carbon injection, BF		2016	2021

TBC: to be checked

WW Market Share Analysis 2019 Edition | Master | Page 175

AVaccani&Partners
Management Consultants
M&A Advisors